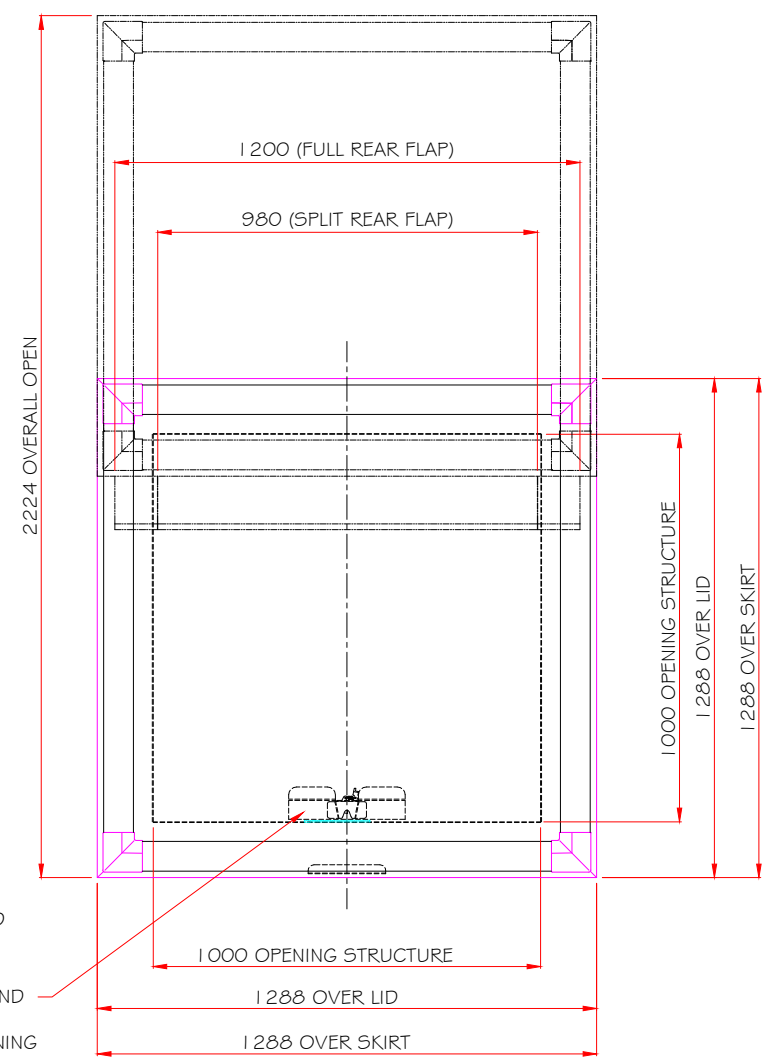
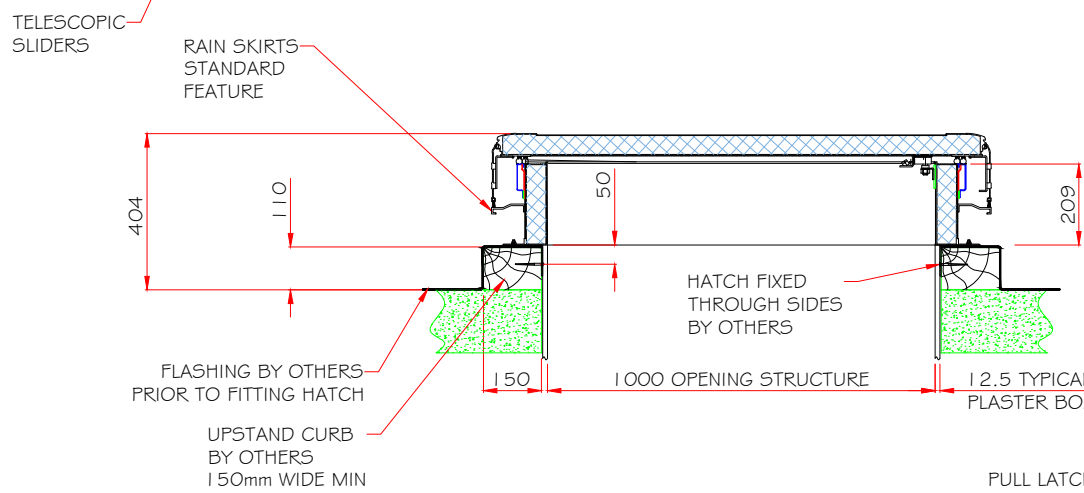
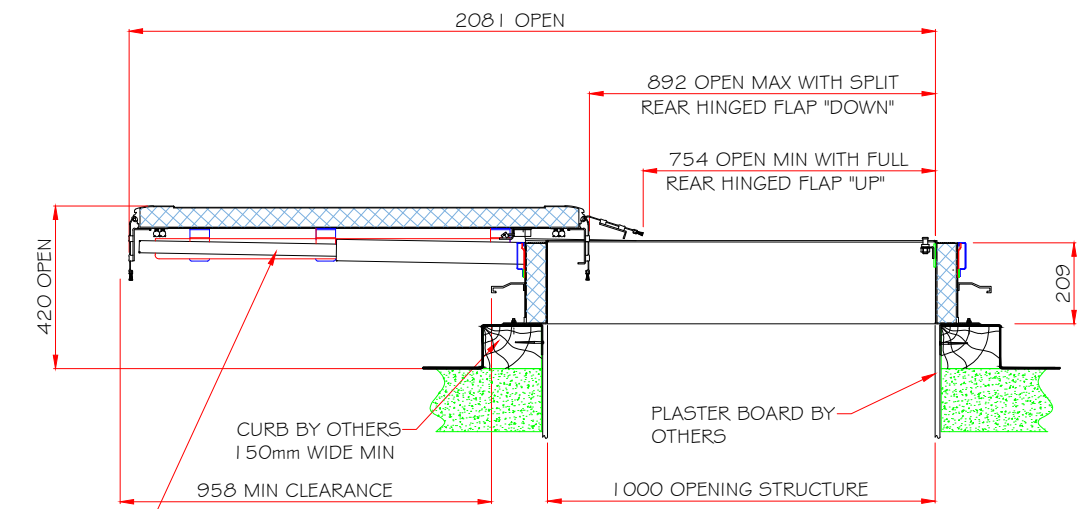


CONFIDENTIAL

DIMENSIONS IN mm UNLESS OTHERWISE SPECIFIED - IF IN DOUBT ASK

INDEX	ITEM NO.	ED	REVISION	DATE	SDR



THE INTERFACE OF THIS ACCESS HATCH WITH THE ROOFING STRUCTURE, WEATHERING AND WITH ANY OTHER RELATED INTERFACE SUCH AS LADDERS, STAIRWAYS ETC IS OUTSIDE THE RESPONSIBILITY OF SURESPAN. IF IN DOUBT PLEASE SEEK CLARIFICATIONS

SLHT 1000 x 1000 TELESCOPIC HATCH  
 MAT'L - ALUMINIUM / THERMAL BREAK  
 APPROX TOTAL WEIGHT = 100 KG

THIS IS A MANUALLY OPERATED ACCESS HATCH/COVER AND IT IS ESSENTIAL THAT SAFE MEANS OF ACCESS IS PROVIDED FOR THE OPERATOR

Copyright is claimed in this drawing and no copy may be made without prior written permission	The article shown is also the subject of	
	patent rights	✓
	registered design right	✓
	unregistered rights	✓
	The drawing is a design document	✓
	patent pending	✓

ITEM NO.	NO. OF	DRG. NO.	ITEM MASS	DENOMINATION	MATERIAL	REMARKS
				SLHT/TB SLIDING HATCH TELESCOPIC RAILS 1000 x 1000 OPENING (MANUALLY OPERATED)		
Existing law protects SURESPAN'S right of possession to this drawing. The design or the drawing must not, without permission of the company, be published, copied, reproduced, manufactured or employed in any other unauthorized way.						
				CONTRACT NO.	DRAWING NO.	REV No.
DRAWING MADE BY CAD MANUAL CHANGES PROHIBITED						